


SIPHON MANIFOLD

FRONT SIDE



Manifold - Vacuum Pressure Gauge

Siphon Hydraulic Primer

Primer - Vacuum Pressure Gauge

Non Return Valve - Service Portal - (removable)

250 mm Butterfly Valve

Non Return Valve (NRV)

Down-Line Pipe - to discharge

Up-Line Pipe - from intake


Stainless Steel Manifold

Glass Access Portal - removable


Manifold Drain Valve

SIPHON MANIFOLD

REAR SIDE



Up Line Pipe



Down Line Pipe -
from Manifold to river bank edge - Later part buried beneath gateway.



Butterfly
Valve

Manifold

Pipe buried
under gateways

Down Line Pipe -
from river bank edge to river - Buried

River Level -
5.5 m below
Manifold
(8m maximum)



Pipe buried
under gateways